



Select Category Search

SHARE Print Email

Home Products Service & Support Rebates & Promotions Kitchen Design Center Recipes & Communities Explore GE Brands

GE Appliances | GE Appliances | GE Appliances | GE Appliances

GE Profile 4.3 DOE cu. ft. stainless steel capacity frontload washer with Steam

Model #: PFWS4600LWW

#1429



To magnify, move your mouse over the image above.



VIDEOS

GE Profile 4.3 DOE cu. ft. stainless steel capacity frontload washer with Steam
GE Profile 4.3 DOE cu. ft. stainless steel capacity frontload washer with Steam
GE Profile 4.3 DOE cu. ft. stainless steel capacity frontload washer with Steam

LITERATURE & MANUALS

GE Profile
GE Profile 4.3 DOE cu. ft. stainless steel capacity frontload washer with Steam
GE Profile 4.3 DOE cu. ft. stainless steel capacity frontload washer with Steam
GE Profile 4.3 DOE cu. ft. stainless steel capacity frontload washer with Steam
GE Profile 4.3 DOE cu. ft. stainless steel capacity frontload washer with Steam

All documents are PDF files. You will need Adobe Acrobat Reader to view.

PARTS & ACCESSORIES

To purchase related parts & accessories:
Call 1-866-775-4557
Shop online at the www.geappliances.com
www.geappliances.com

SERVICE & SUPPORT

GE Appliances Service & Support www.geappliances.com

MSRP
\$1499

Where to Buy

APPROXIMATE DIMENSIONS (WxHxD)
27 in x 39 3/4 in x 34 3/8 in [View full specifications](#)

Overnight Ready

A small load is washed and ready to wear in 8 hours or less without changing the load from the washer to the dryer.

Steam Refresh/Steam Assist

Steam Refresh helps reduce wrinkles and odors and rejuvenates fabrics, while Steam Assist penetrates fabrics to dissolve soils and help remove tough stains.

ENERGY STAR® qualified and CEE Tier III rated

Meets or exceeds federal guidelines for energy efficiency for year-round energy and money savings.

Adaptive Vibration Control (AVC)

Laundry room on the second floor? No problem! AVC adapts and optimizes spin patterns reducing vibration and sound no matter where your laundry room is located.

Specialty cycles

Pre-set cycles take specific care of 24 types of specialty loads including performance fabrics, fleece, pet bedding, and bras and hosiery.

eWash option

Energy-saving option uses a cold water wash on select cycles without sacrificing performance.



SEE COMPLETE PRODUCT DETAILS

ENERGY STAR
WASH
TUBS
SIZES
AVAILABLE

ADDITIONAL COLORS

☐ White
PFWS4600LWW
\$1499 MSRP

☐ Copper
PFWS4605LMG
\$1599 MSRP

CAPACITY
Total Capacity (cubic feet) 4.3 cu. ft.

FEATURES
Washer Cycles: Speed Wash, Drain and Spin, Active Wear, 2nd Rinse, PreWash
Dispenser: SmartDispense, Bleach Timed Flow-Thru™, Fabric Softener Timed Flow-Thru™, Pretreat
SmartDispense™ Technology: Requires SP8068DJ
Control Type: Rotary-Electronic



Select Category Search


Home Products Service & Support Rebates & Promotions Kitchen Design Center Recipes & Communities Explore GE Brands

GE Appliances > Dryers > Front Loaders > GFDS350ELWW

GE® 7.5 cu. ft. stainless steel capacity frontload dryer with Steam

Model #: GFDS350ELWW

\$849



MSRP
\$1099

Where to Buy

APPROXIMATE DIMENSIONS (WxHxD)
27 in x 40 1/2 in x 33 in

Steam Refresh/Steam Dewrinkle

Steam Refresh helps reduce wrinkles, odors and rejuvenates fabrics, while Steam Dewrinkle reduces wrinkles and freshens clean clothes

Smart Dry Plus™

Innovative moisture-sensing technology helps maintain quality

eDry option

Energy-saving option reduces dry temperatures on select cycles without sacrificing performance

Active Wear cycle

Specific settings to take special care of clothing worn for active sports exercise

My Cycles

Custom cycle that can be set for specific or frequent needs

Speed Dry

Quickly dries items and small loads for families on the go

To magnify, move your mouse over the image above.



2021

SEE COMPLETE PRODUCT DETAILS

Features & Specs
Capacity
Controls
Cycles
Dimensions
Energy

LITERATURE & MANUALS

Quick Start
User's Guide
Warranty

All documents are PDF files. You will need Adobe Acrobat Reader to view.

PARTS & ACCESSORIES

To purchase related parts & accessories:

Call 1-800-775-4557

Shop online at the [Home Appliance Store](#)

or visit your local store

SERVICE & SUPPORT

GE Customer Service
GE Service Centers
GE Service Partners

GE Service Partners
GE Service Partners

ADDITIONAL COLORS

☐ Stainless Steel GFDS355ELMS \$1299 MSRP
☐ Stainless Steel GFDS355ELMV \$1299 MSRP
☐ White GFDS350ELWW \$1099 MSRP

CAPACITY
Total Capacity (cubic feet) 7.5 cu ft

FEATURES
Control Type Rotary-Electronic
Custom Cycles Yes - My Cycle
Heat Selections 5
Moisture Sensor Sensor Dry Plus™
Speed Dry Yes
Dual Thermostats Yes
Additional Cycles Active Wear
Normal/Mixed Load
Extended Tumble
Steam Dewrinkle
Warm Up
Delicates Cycle Yes
Optional Dryness Levels Damp
Dry
Less Dry
More Dry
Timed Dry Yes
90 Minutes




SHARE *What's It Like?* www.share.org

[Home](#)
[Products](#)
[Service & Support](#)
[Rebates & Promotions](#)
[Kitchen Design Center](#)
[Recipes & Communities](#)
[Explore GE Brands](#)

GE Profile™ Dishwasher with SmartDispense™ Technology

Model #: PDWF680RSS



\$1049

Where in Row

APPROXIMATE DIMENSIONS (WxHxD)
24 in x 34 in x 24 3/4 in

PureClean wash system with 5-stage filtration
Multiple filtration levels ensure clean dishes

ENERGY STAR Qualified
Meets or exceeds federal guidelines for energy efficiency for year-round energy and money savings

SmartDispense™ technology
Holds up to 47 oz of detergent and dispenses it at just the right time

DeepClean™ cycle with Steam Forward
Steam helps to loosen tough soils, like eggs, oatmeal and rice.

Galvanized black-powder deep-tinned rack
Durable racks are designed to resist rust and secure dishes.

Two shelves flip down to create an additional shelf in the upper rack for large knives, cups or spatulas or flip up to accommodate tall items in the upper rack, while StemSafe™ gently secures stemware.



To magnify, move your mouse over the image above.

[illegible]

VIDEOS

LITERATURE & MANUALS

 All documents are PDF files. You will need [Acrobat Reader](#) to view

PARTS & ACCESSORIES

To purchase related parts & accessories:
Call 1-866-775-4567
Shop online at the www.3m.com

YOU MIGHT ALSO LIKE

SEE COMPLETE PRODUCT DETAILS

ADDITIONAL COLORS

| | | |
|---|---|---|
| | | |
| Black PDWF600RBB \$949 MSRP | Stainless Steel PDWF600RSS \$1049 MSRP | White PDWF600RWW \$949 MSRP |

• FEATURES

| | |
|-----------------------------|---|
| Style | Built-In |
| Tub and Door Liner | Stainless Steel |
| Tub Type | Tall Tub |
| Control Type | Electronic 9 Touchpads Front Controls |
| Dishwasher Control Features | 1 "Clean" Light, 1 "Sanitized" Light, 1 "Low Detergent" Light, Cycle Progress Indicators Start/Reset Pad Last Cycle Memory Control Lock Audible End-of-Cycle Signal |
| Wash System | 6-Level PureClean |
| Wash System Features | Dual Pumps and Motors Piranha™ Hard Food Disposer Automatic Temperature Control Automatic Temperature Sensing |
| Sensor | CleanSensor™ |

GE Profile™ ENERGY STAR® 29.1 Cu. Ft. Side-by-Side Refrigerator with Dispenser



Model# PSHF9PGZWW

#1799



- High-gloss finish with contoured doors - Sleek, rounded doors create a stylish look
- ClimateKeeper™ system - Electronic controls, multiple electronic sensors and a multi-flow air system help provide even cooling
- Integrated dispenser with LED lighting and UltraFlow64 - This bright dispenser pours up to 64 ounces of water per minute
- Angled ALL LED lighting in fresh food and freezer - Brightly illuminates every inch of the fresh food and freezer compartments
- Arctica® icemaker - Holds up to 10 lbs of ice, so there's enough for all occasions
- Slide 'n Store™ freezer baskets - Keep all your frozen favorites well-organized and easy to find
- TurboCool™ setting - Restores proper temperature to the refrigerator after frequent door openings
- Quick Ice™ setting - Speed up your icemaker to keep up with your life
- Adjustable ClearLook™ door bins - Store gallon containers with ease in the door and free up valuable shelf space
- Adjustable, slide-out spillproof glass shelves - Adjustable shelves are designed to make clean up quick and easy
- GE water filtration - six month filter - Removing impurities means fresh-tasting water for your family
- FrostGuard™ technology - Controlled defrosting keeps frozen foods from feeling the burn

FEATURES

Temperature Management System
Temperature Management Features

Control Type

Defrost Type
Icemaker

Dispenser

Dispenser Features

Water Filtration

Fresh Food Cabinet Shelves

Fresh Food Door Bins

Fresh Food Door Features
Fresh Food Features

Fresh Food Cabinet Drawers

Top Drawer
Middle Drawer
Bottom Drawer
Freezer Cabinet Shelves

Freezer Door Bins

Freezer Storage Baskets
Freezer Features
Leveling System
Performance Features

Exterior Style


ClimateKeeper™
TurboCool™ Setting
Short Air Tower
4 Electronic Sensors
Actual Temperature Display
Electronic
External Temperature Controls
FrostGuard™
Ice Storage Bin
Arctica® Icemaker
Cubes, Crushed Ice and Chilled Water
Child Lock
LED Dispenser Light
Quick Ice™
Door Alarm
Water Filter Indicator Light
GE Water Filtration 6 Month MWF
5 Total
Glass
3 Adjustable
2 Slide-Out
2 Spill Proof
1 QuickSpace™ Shelf
1 Fixed (Crisper Cover)
4 Total ClearLook™
3 Adjustable with Gallon Storage
Dairy Compartment
Integrated Shelf Support System
Interior Lighting - All LED
Freshness Center™
3-Stack drawer system
Snack Drawer
Adjustable Humidity
Sealed
2 Total
Wire
3 Total
2 Adjustable
3 Total
Interior Lighting - LED
Front Corners
NeverClean Condenser
Easily Removable Door Gaskets
Free-Standing

GE Profile™ 30" Free-Standing Double Oven Range



Model# PB970TPWW

#1469



- 6.6 cu. ft. total oven capacity - Large capacity is ideal for big meals
- Upper oven - Provides the ideal space for cooking pizzas and smaller items
- 12"/9"/6" Tri-Ring Element - Provides three cooking areas in one for the ultimate in cooking versatility
- 6"/9" PowerBoil™ Element - Accommodates various-size pots or pans and 3,000 watts of power speeds the boiling process
- Warming Zone - Provides low heat capability for foods, making meal coordination simple
- Hidden bake oven interior - Conceals the lower oven bake element to eliminate hard-to-reach areas that collect food and spills for easy cleaning
- Pizza Mode - Provides ideal cooking conditions for preparing fresh or frozen pizzas at the touch of a button
- Slow cook mode - Two slow cook options - beef and poultry - deliver ideal conditions for specific meals
- Self-Clean Oven - Conveniently cleans the oven cavity without the need for scrubbing
- Self-Clean Heavy-Duty Oven Racks - Double coated porcelain-enameled racks no longer require hand cleaning

FEATURES

Oven Interior
Temperature Management System
Configuration
Cooking Technology
Cooktop Burner Type
Cooktop Surface

Control Location
Control Type

6" Heating Element (s)
6"/9" Dual Heating Element
6"/9"/12" Tri-Ring Element
Warming Zone
Automatic Self-Clean Oven Door Lock
Cleaning Time
Heating Element "ON" Indicator Light
Hot Surface Indicator Lights
Infinite Heat Controls
Oven Cleaning Type

Oven Control Features

Oven Features
Oven Rack Features

Preheated Oven Light
Style

Hidden Bake Lower
TrueTemp™ System
Double Oven Range
Traditional
5 Ribbon
Patterned Black on Black Glass
Ceramic
One-Piece Upswept
Backsplash
Electronic
DigiTemp Temperature Display
Glass Touch Controls
Touchpads
2 Ribbon (1500 watt)
1 Ribbon (3000 watt Power Boil™)
1 Ribbon (3000 watt)
1-6" Ribbon (120 watt)
Yes
Variable with Delay Clean Option
Yes
5, Cooktop
Yes
Self-Clean
Thermal
Certified Sabbath Mode
Audible Preheat Signal
Auto Oven Shut-Off
Auto Oven Shut-Off with
Override
Auto Self Clean
C° or F° Programmable
Control Lock Capability
Delay Bake Option (Time Bake)
Delay Clean Option
Digipad Numeric Entry
Electronic Clock & Kitchen Timer
Self-Clean Cool Down Time
Display
Start Pad
Variable Broil
Warm Mode
Oven "ON" Light Display
Self-Cleaning Cycling Light
Mis-Wire Detection
Dual Element Bake
4 Heavy-Duty, Self-Clean Oven
Racks
Display
Smoothtop

Have more questions? Please contact 1-800-626-2005

For [REDACTED] Office

GE Profile Spacemaker II® 1.0 Cu. Ft. Microwave Oven



Profile™

Model# PEM31DMWW

\$219

Do we need one for swim pool?

FEATURES

Control Type
Cooking System
Cooking Technology
Express Cook
Instant On Controls
Microwave Watts (IEC-705)
Power Levels
Reminder (24 hr)
Time Preference
Timer (On/Off)
Turntable
Turntable On / Off
Turntable Size (in.)
Electronic Scrolling Digital Display
Variable Scroll Speed
Microwave Sensor Cooking Controls

Electronic Touch
Turntable
Microwave
Instant-On; 1-6 minutes
Yes
800.0
10
Yes
Control Enhancement (1/9)
No / Yes
Glass
Yes
11 5/16
Yes
subpad w/ AM/PM
Beverage (Instant-On)
Chicken/Fish (Instant-On)
Popcorn (Instant-On)
Potato (Instant-On)
Reheat (Instant-On)
Vegetables (Instant-On)
I & II
Child Lock
Add 30 Seconds (Instant-On)
Cooking Complete Reminder
Delay Start
Demo Mode
Display On/Off
Auto & Time Defrost
Turntable On/Off
Clock with AM/PM Pad
Help Pad

Time Cook
Control Features

- 1.0 cu. ft. capacity - 800 Watts (IEC-705 test procedure)
- Sensor cooking controls - Automatically adjusts time and power for delicious cooking results
- Optional built-in trim kit - Achieve a custom appearance and built-in convenience with a sleek, matching trim kit
- Optional hanging kit - Installs under a cabinet to free up valuable counter space
- Auto & time defrost - Simply enter the weight of the food, and the oven automatically sets the optimal defrosting time and power level or set your desired time for defrosting
- Turntable on/off - Ideal for even cooking results or for accommodating oversized dishes that may not be able to fully rotate
- Electronic touch controls - Electronic pads on the control panel are easy to operate with just a touch
- Add 30 seconds - Each touch allows you to add 30 seconds of microwave cooking time at any point in the cooking process without reprogramming
- Kitchen timer - Oven timer can be set to countdown a specific amount of minutes to help watch the time for you
- Control lockout - Provides peace of mind by locking the oven and preventing accidental activation
- Timer on/off - Oven timer can be set to countdown a specific amount of minutes to help watch the time for you

Have more questions? Please contact 1-800-626-2005