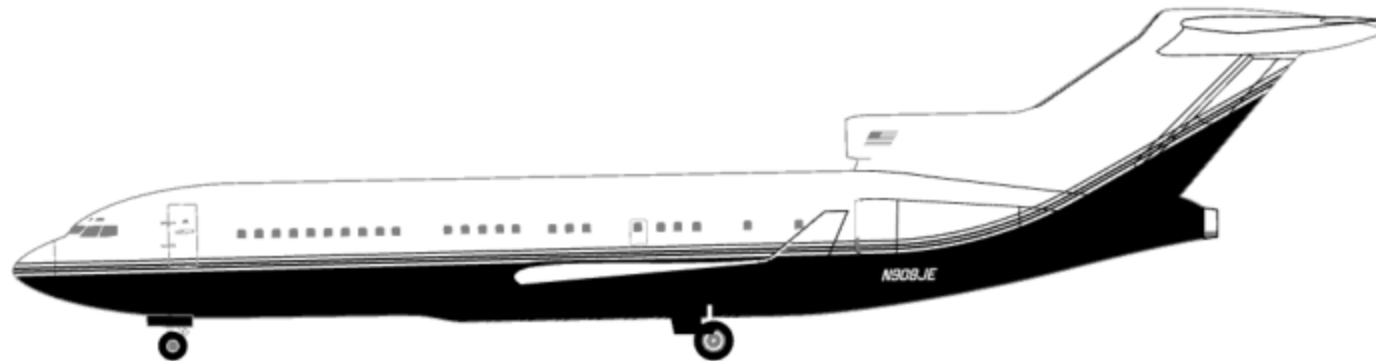


Boeing 727-100 - N908JE



Paint Scheme Specification

All dimensions used are only a guide.
Paint shop to determine final
dimensions during the paint scheme
layout.

Prepared for:

JEGE, Inc.

March 12, 2008

Revision 1 - 3/24/08
Add an additional stripe

COPYRIGHT © 2008 by Scheme
Designers, Inc. - These drawings
and paint schemes may only be used
for the aircraft shown. Drawings
and specifications shall be returned
to the owner after the aircraft
painting is complete. Reproduction
of this scheme on another aircraft
requires written permission of
Scheme Designers, Inc.

Aircraft Length Used: 133'-2"
www.schemedesigners.com



NOTE 1:

All exterior placarding is to be in accordance with Part 125 requirements

NOTE 2:

The landing gear, the insides of the wheel wells and the insides of the gear doors to be Aviation Gray. The outsides of the gear doors to be Phantom Gray Metallic.



Recommended Colors:

These colors need to be verified with the client prior to painting, and are provided as a guide only

Base: Off White - Jet Glo CM570527

Split Base and Stripes: Phantom Gray Metallic - Acry Glo 10683

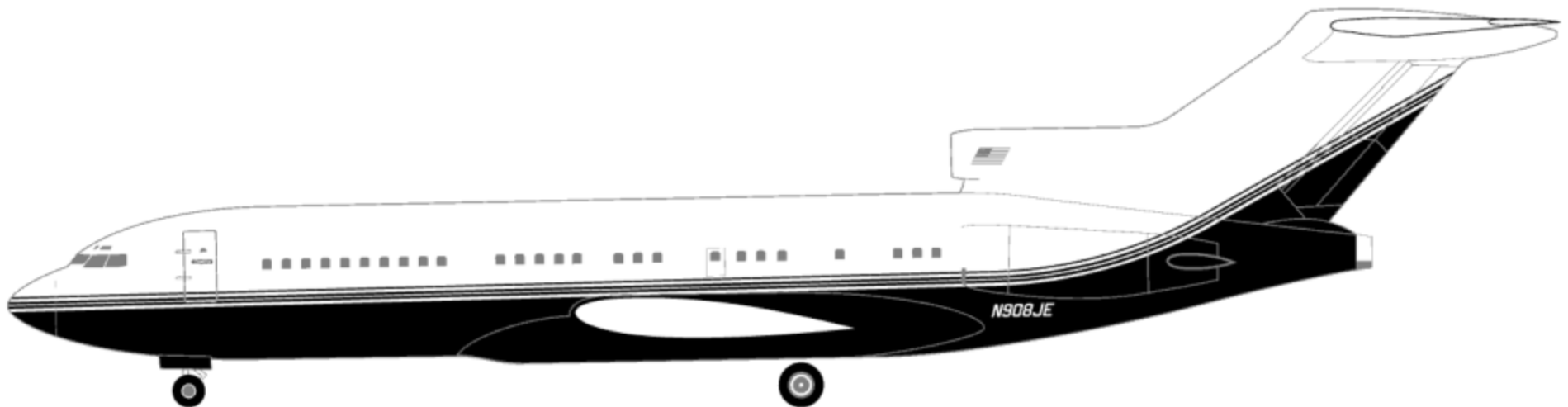
Wheel wells: Aviation Gray - Jet Glo 07475

Boeing 727-100 - N908JE
JEGE, Inc.



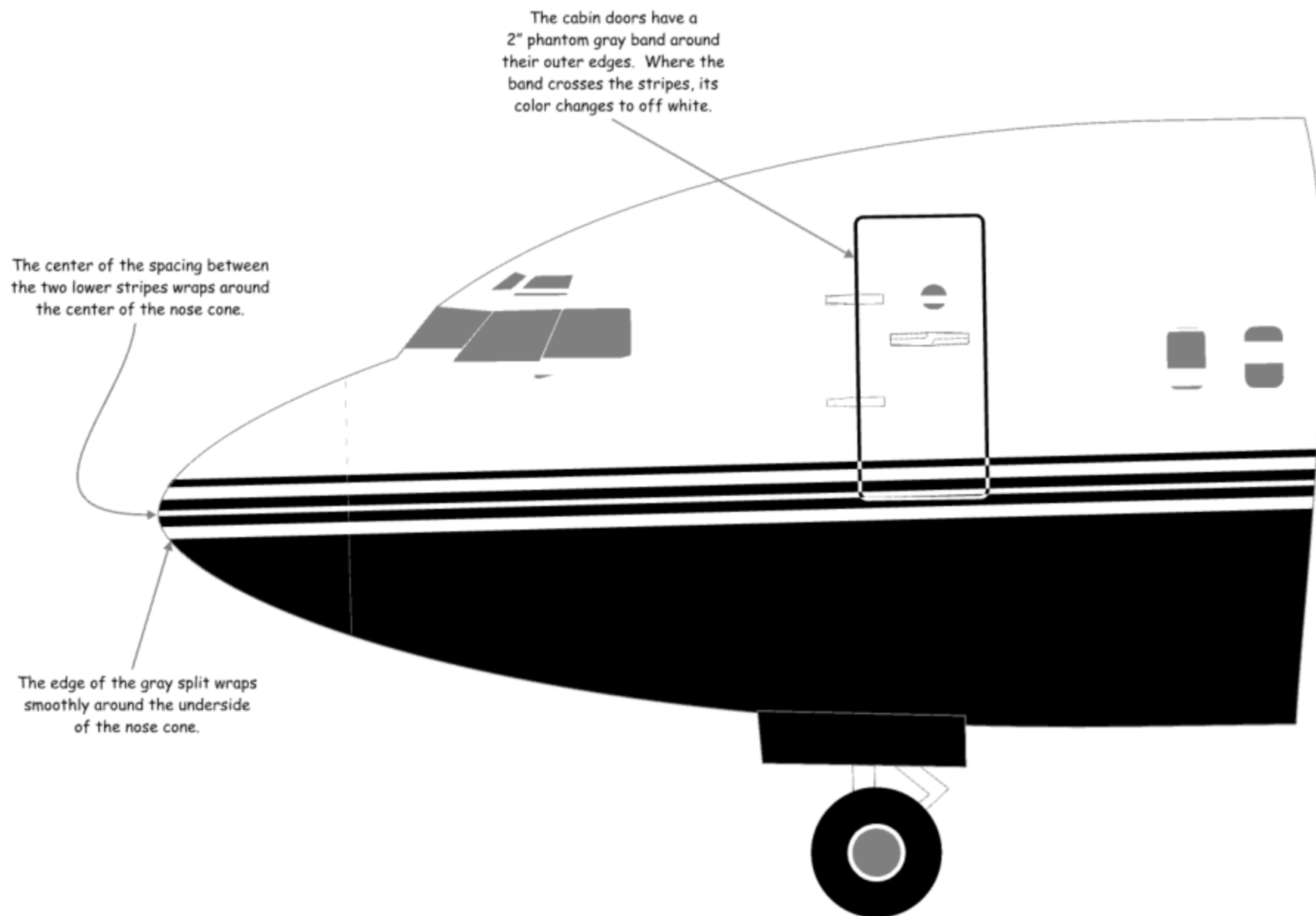
NOTE:

The stripes and the spacing between
and below them are a constant width from
the nose to the tail, and on the winglets.



Boeing 727-100 - N908JE
JEGE, Inc.
Fuselage






Boeing 727-100 - N908JE
JEGE, Inc.
Forward Fuselage



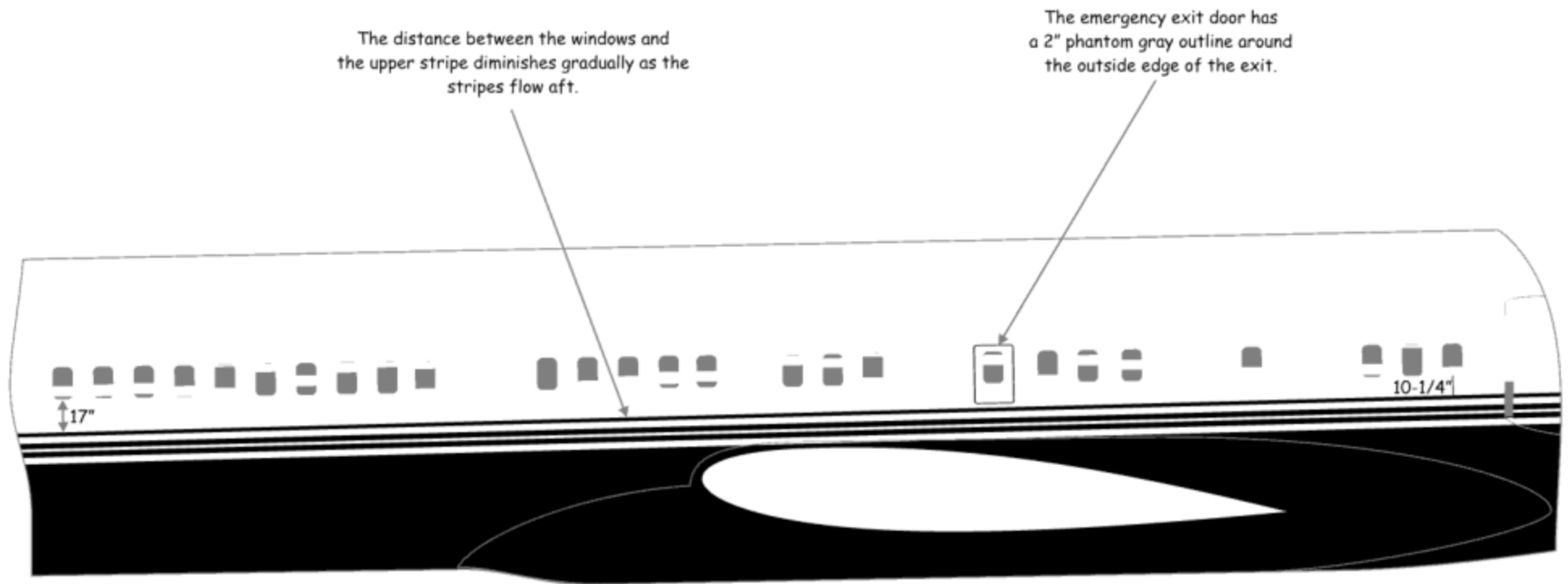
NOTE:

The stripes and the spacing between and below them are a constant width from the nose to the tail, and on the winglets.



Boeing 727-100 - N908JE
JEGE, Inc.
Stripe and Spacing Dimensions





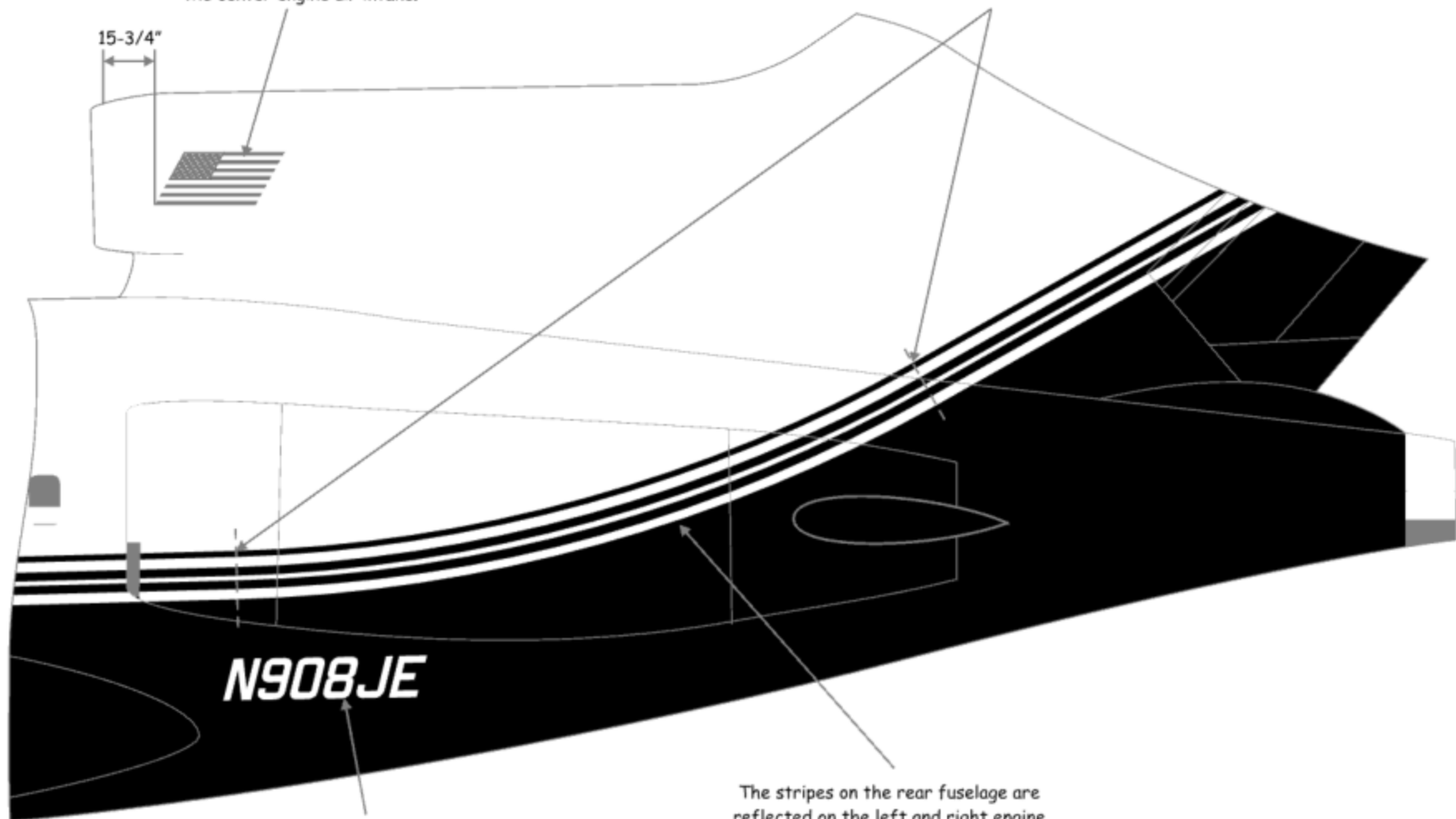
Boeing 727-100 - N908JE
JEGE, Inc.
Fuselage - Cabin Area



The stripes and the edge of the split begin their upward curve about 30" aft of the nacelle polished edges, and stop curving at the base of the tail, along the dashed lines shown. Their dimensions remain constant throughout the curve.

The flag is vertically centered on the center engine air intake.

15-3/4"



N908JE

The N# consists of 12" high rounded digits, angled aft on both sides at 15 degrees. The number is rotated slightly to parallel the fuselage stripes. The number is in off white.

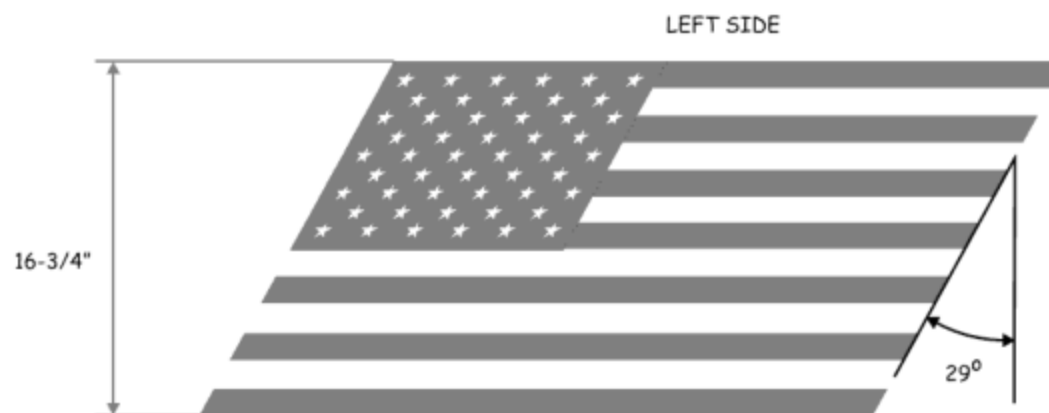
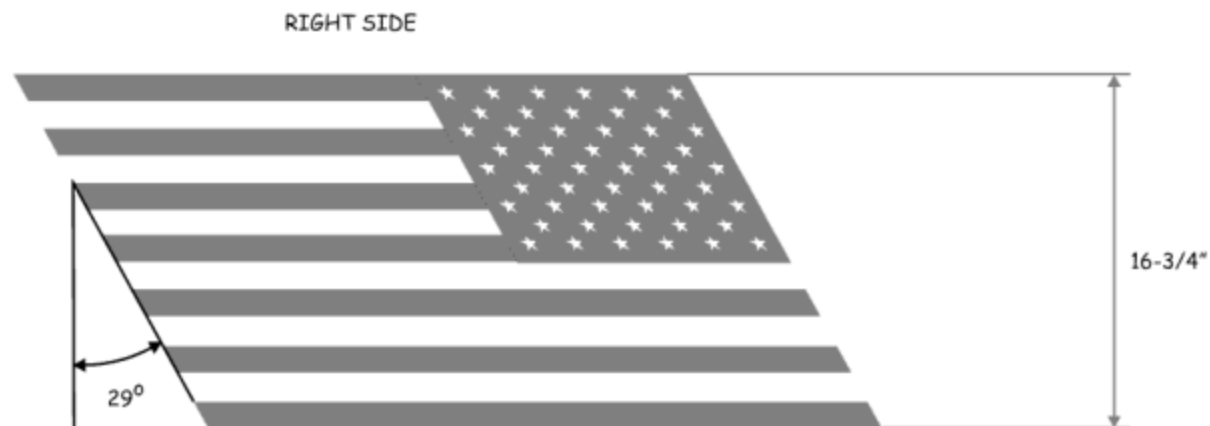
The stripes on the rear fuselage are reflected on the left and right engine nacelles.

Boeing 727-100 - N908JE
JEGE, Inc.
Rear Fuselage



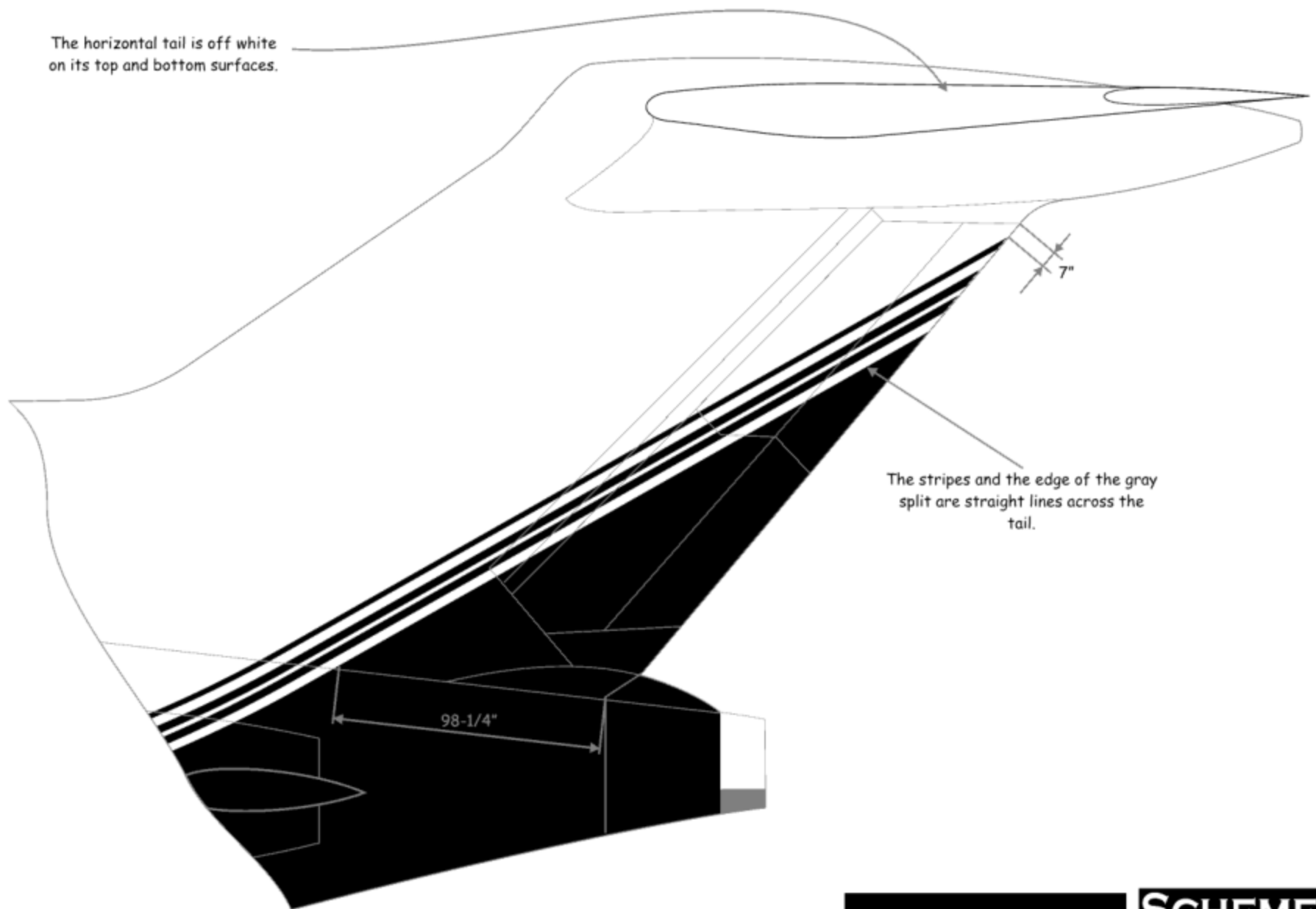
NOTE:

The flags are applied as decals. The decals can be purchased from Moody Aerographics. Contact Paul Howes at 800-749-2462.



Boeing 727-100 - N908JE
JECE, Inc.
Flag Decals





Boeing 727-100 - N908JE
JEGE, Inc.
Tail



The stripes on the winglets are aligned in profile with and are dimensionally the same as those on the aircraft.



The lower inside surface of the winglet to the outboard edge of the wing is phantom gray.

NOTE:

The bottom of the wings is phantom gray. The upper surface of the wing is off white.

Boeing 727-100 - N908JE
JEGE, Inc.
Wings and Winglets





Boeing 727-100 - N908JE
JEGE, Inc.

Copy

